

Drama at St Giles



Attached you will find some songs and games based around the story Wind in the Willows. There is also a sensory story attached that you could try at home. Adapt as you wish, you may think of an alternative sensory stimulus to go with the line!

Drama at St Giles is aimed at helping the pupils to play and promote communication skills. Pupils have the opportunity to build up their anticipation, take-turns with their peers and take an active role within the story. We use a technique, as supporting actors, where we improvise based on the pupil's responses to give them an active and meaningful part in the drama. For instance, when Toad meets the pupils, if they reach out for his steering wheel, he might say: "You want to go for a drive, do you?" and then will stay in role and go on a crazy drive with the pupil.

The pupils in Orange class have all become very familiar with the story and are always excited to take the characters on a new adventure!

Moles House

In the story, Mole is a very tidy creature. We first meet Mole when he is spring cleaning his house.

You can sing this song to the tune of 'London Bridge is falling down'

Sing the song and then when you sing the part with your child's name, you could raise your arms just before, pause to build anticipation, and then tickle them whilst singing the last part of the song, as instructed below. In class we use new unused feather dusters, the children find this very funny 😊

Who will help Mole clean the house, clean the house, clean the house?

Who will help Mole clean the house

Nice and clean

Pause and raise arms/tickly cloth/unused duster

Child's name help Mole clean the house, clean the house, clean the house

Child's name help Mole clean the house

Nice and clean

You can repeat the song if your child is really enjoying the activity.

As an extension you could play with soapy water or blow bubbles!

Messing about in a boat with Ratty!

This is a hide and seek game! Ratty, walks around the outside of the circle and weaves in and out of pupils whilst we sing. He then goes behind someone and jumps out with a peek-a-boo and sings to the pupil he has hidden behind.

You can play this game with your child by walking around them while you sing the song below, and then very obviously hiding behind them. Wait until they have noticed you are behind them before jumping out. The idea is to build up anticipation rather than surprise them.

You can sing this song to the tune of 'There's a rat in my kitchen'. You can make up your own tune if you are not familiar with it.

There's a rat in the river, what am I gonna do?

There's a rat in the river, what am I gonna do?

There's a rat in the river, what am I gonna do?

Look out...*Child's name*, it's behind you!

Come in front of your child with hands over your face and peek-a-boo. If your child is confident with this game and appears to know you are behind them, you could try tickling them at the end point instead of peek-a-boo

Mr Toad's Car Game

In class we all sing this while Mr Toad drives around the pupils, approaching each of them in turn. At the end, we pause before the word 'river' and Toady places his steering wheel, which is a hoop decorated in blue lights and pond reeds, above a pupil's head, when we say 'river' the wheel is placed over the pupil's head. The pupils often request more and will sometimes want to drive the car with Mr Toad.

You could try with some fabric instead, so the fabric goes over your child on the word 'River'. Remember to leave a pause and hold the fabric up in front of your child to build up their anticipation.

This song can be sung to the same tune as the first two lines of 'see the bunnies sleeping'. So you repeat the tune of those first two lines for the whole song. You can make up your own tune to sing a long if you're not familiar with it 😊

The motor car goes toot, toot, toot

As it races down the road

Who could be driving but Mr Toad?

Can you hear the car start to shake and shiver?

As Toady drives it straight into the river!

Badgers Poem

This poem is read as a call and response poem. So an adult says a line and then everybody repeats. The children enjoy this, we say it when we are lost in the wild woods, looking for Badgers house. Once we have finished, we call Badger by making noise in different ways, using our voices, instruments, clapping hands or stomping feet! Then out comes Badger to meet everyone and rescue us all from the wild woods.

You could read the poem to your child, or if there are other household members, why not try some call and response together! You could encourage your child to make knocking and banging sounds with their hands and feet too.

Knock, knock, knock,
Rat-a-tat-tat
Badger replied, who is that?
At my door, making a din
I'm not going to, let them in
"Oh please badger, it's Toad and Rat
It's us who goes a rat-a-tat-tat
In the wild woods
We lost our way,
Oh please open your door today!"

Wind in the Willows Sensory Story



Below is an adapted version of some of the events in the story, *Wind in the Willows*. You can read the line and present the sensory stimulus at the same time, to help your child engage with the story in a way that is fun. Feel free to adapt the story or the objects and materials as you wish. There are a few options for some parts of the story, only choose one for each part. Don't worry if you do not have some of the resources, you can use an alternative or just have fun sharing the story with your child. The action/sensory stimulus to go along with the line is highlighted in yellow underneath. Don't worry if you do not get through the whole story, or your child may want to stay on a particular part of the story and repeat.

Please note: Only use objects and materials that are safe for your child. For instance, you may prefer to use a damp flannel if your child tends to mouth objects, as sponges may be a hazard.

It is easier to get all the resources ready before you start. For this story, you will need:

Your voice or your phone to access YouTube

Damp sponge or damp flannel or something fluffy

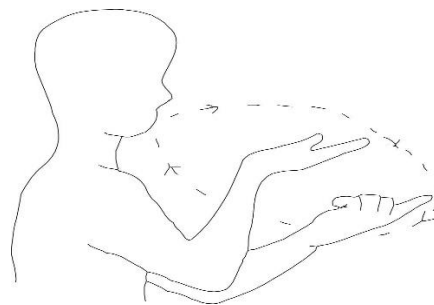
A scented candle, perfume or soap

A small tray or bowl of water

A toy car (optional)

A piece of fabric

Before you begin tell your child it is time for a story, you can use the following Makaton sign, for story:



It was a beautiful day in Spring

Mole could hear the birds sing

Make tweeting noises or play some bird sounds on YouTube

He worked hard to clean, he never stopped

He dusted, swept, scrubbed and mopped

*Squeeze wet sponges/flannels in water/tickle your child with something fluffy
or an unused feather duster*

"Oh bother", said Mole, he'd had enough

For cleaning can be quite tough

Run palms of hands down child's arms, like the touch cue for finished

He left his house to smell the flowers

He wanted to stay outside for hours

*Offer your child something nice to smell, it can be a scented candle, soap or
even a bottle of perfume*

What he next saw made him shiver

A beautiful, sparkly, deep blue river

Offer a small tray of water for your child to splash in or sprinkle some droplets of water from your fingertips onto your child's hands

Then along came Rat, all afloat
Rowing towards him in a boat

Sing row your boat with your child, encourage them to hold your hands and rock back and forth with you while you sing

Mole wondered, who's that speeding down the road?
Rat explained, it's Mr Toad

Explore car sounds with your child, this can be done with your voice or on YouTube. You could use a toy car if you have one and model making the 'brmm' sound as you push it around. You could encourage your child to push the car towards you or play a co-operative game pushing it back and forth.

The three friends went out that day
But in the wild woods, they lost their way

Play peek-a-boo with your child with a piece of fabric, it can be a sheet, a blanket or any material. When they are under the material, you could say "Where is...", then "found you" when they pull the material off. Give them time to see if they will pull the material off themselves before helping.

The three friends found Badger's door
He let them in and now they were four

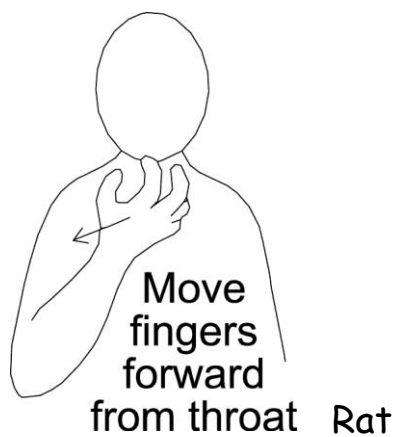
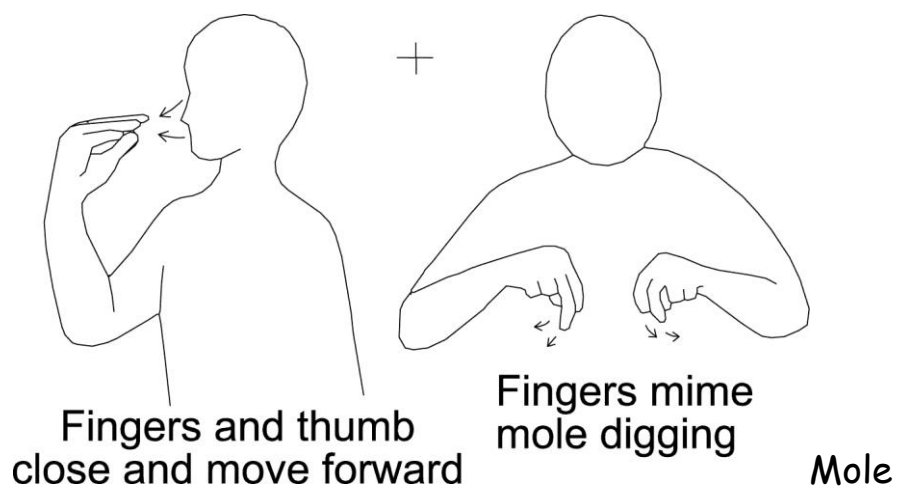
Clap four times whilst counting along

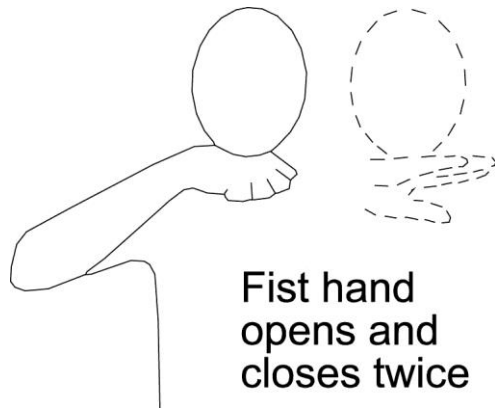
Now all there is left to do,

Is mess about in a boat with you!

Give a big hug and splash about in some water together if you would like to 😊

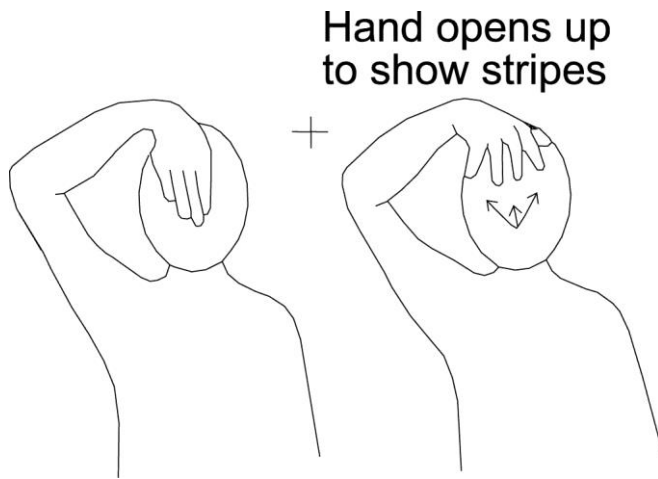
Please see below, the Makaton signs for the characters and for some of the events in the story.





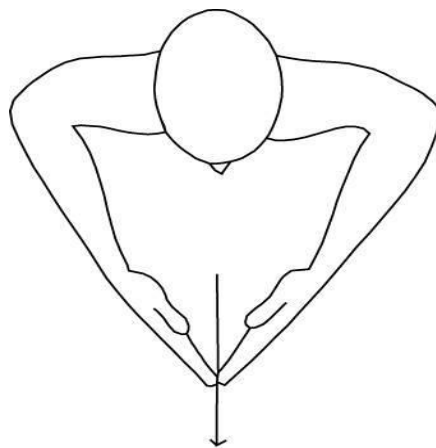
Fist hand
opens and
closes twice

Toad




Hand opens up
to show stripes


Badger



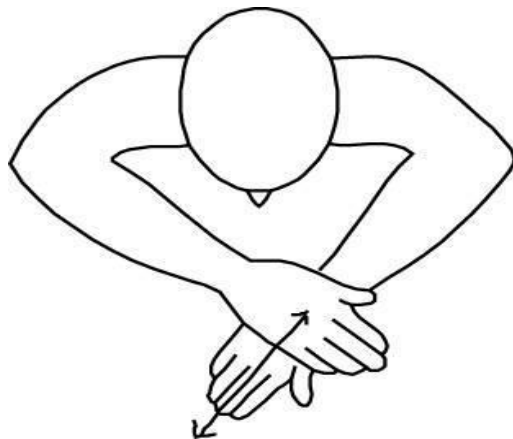
Boat



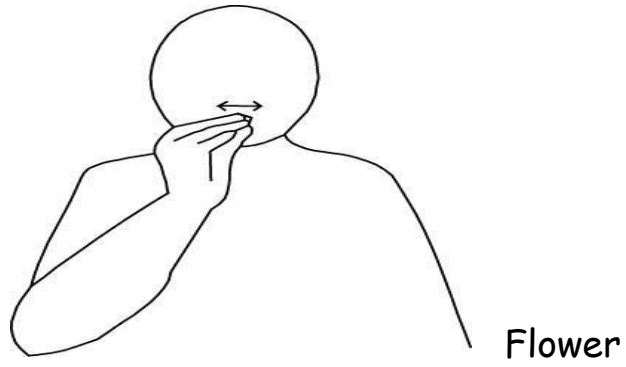
River



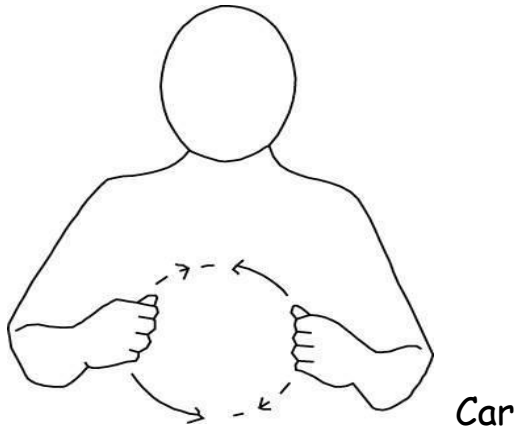
House



Clean



Flower



Car



Door